


NUIX DEVELOPER: DOWNLOADING SCRIPTS FROM GITHUB

Expanding Your
Nuix Capabilities



Nuix’s GitHub repository hosts publicly available scripts you can use to enhance and extend the functionality of Nuix software. This guide will walk you through the steps of downloading a script from the official Nuix GitHub repository.

NOTE

All scripts provided by Nuix on GitHub fall under the Apache License 2.0 as described below:

Copyright 2021 Nuix

Licensed under the Apache License, Version 2.0 (the “License”); you may not use this file except in compliance with the License. You may obtain a copy of the License at:
<http://www.apache.org/licenses/LICENSE-2.0>

Unless required by applicable law or agreed to in writing, software distributed under the License is distributed on an “AS IS” BASIS, WITHOUT WARRANTIES OR CONDITIONS OF ANY KIND, either express or implied. See the License for the specific language governing permissions and limitations under the License.

STEP 1: GO TO GITHUB

Open your web browser and head over to www.github.com/Nuix. This page will list all the scripts we currently have available. Once you’ve found the script you’re looking for, click on its title.

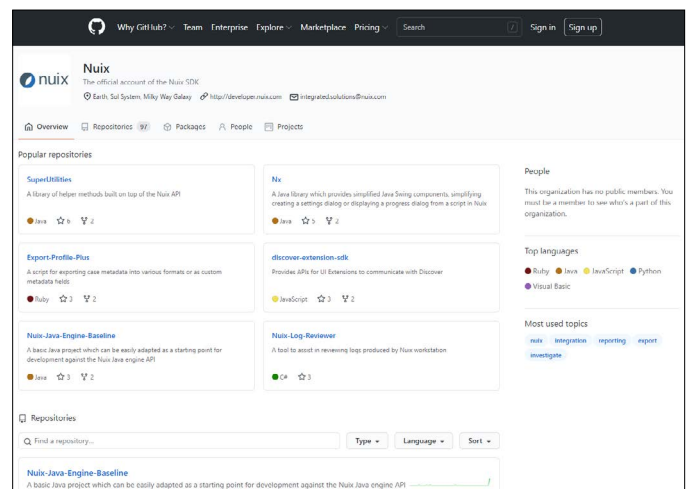


Figure 1: Nuix GitHub landing page

STEP 2: CHECK OUT THE SCRIPT BEFORE YOU DOWNLOAD

Once you've selected a script, or if you've clicked on a direct link to a script, you will be taken to the script's repository page. This page will have a description and quick overview of the script. Once you've decided you want to download this script to try out, click the "Releases" link along the right-hand side for download options.

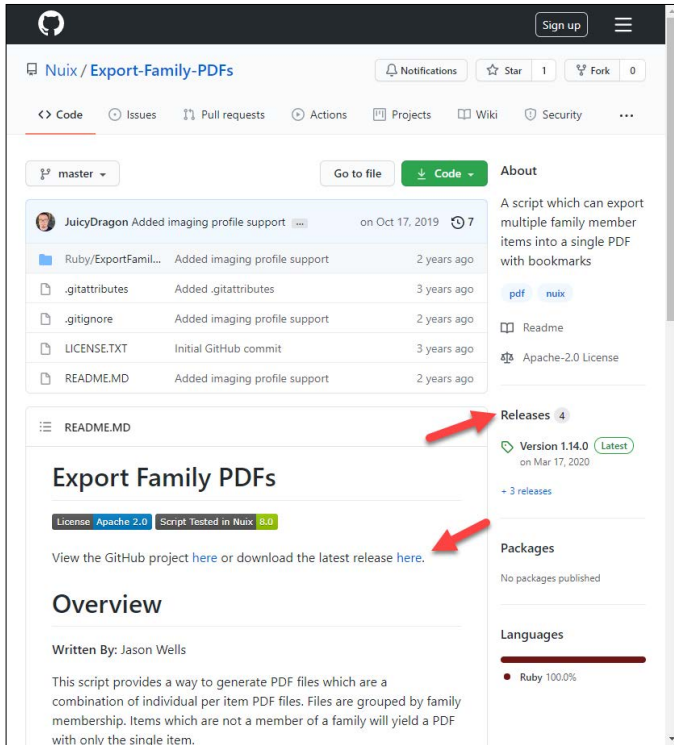


Figure 2: Script details page

STEP 3: DOWNLOAD THE APPROPRIATE SCRIPT VERSION

The releases page lists all the versions available for the chosen script. The most recent release will always be listed on the top. Unless you know of or were instructed to download a specific version, you'll most likely want to download the latest release. To download the script, simply click on the .zip link listed under the "Assets" section of the version you wish to download.

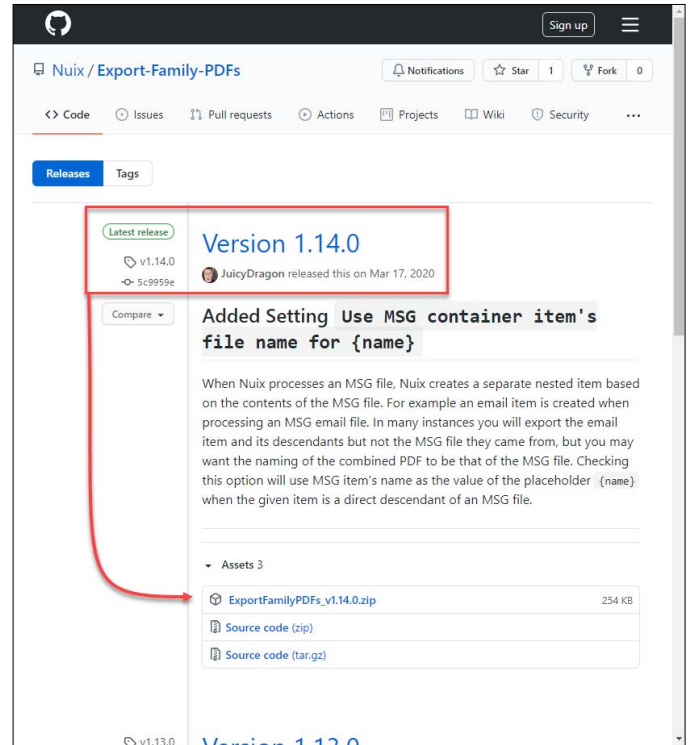


Figure 3: Script versions list

STEP 4: EXTRACT AND INSTALL THE SCRIPT

Once the script has finished downloading, extract the contents of the .zip file to your scripts directory and you're all set.

nuix

Nuix (www.nuix.com, [ASX:NXL](https://www.nuix.com/ASX:NXL)) creates innovative software that empowers organizations to simply and quickly find the truth from any data in a digital world. We are a passionate and talented team, delighting our customers with software that transforms data into actionable intelligence and helps them overcome the challenges of litigation, investigation, governance, risk and compliance.

APAC

Australia: +61 2 8320 9444

EMEA

UK: +44 203 934 1600

NORTH AMERICA

USA: +1 877 470 6849

Nuix (and any other Nuix trademarks used) are trademarks of Nuix Ltd. and/or its subsidiaries, as applicable. All other brand and product names are trademarks of their respective holders. Any use of Nuix trademarks requires prior written approval from the Nuix Legal Department. The Nuix Legal Department can be reached by e-mail at Legal@nuix.com.

THIS MATERIAL IS COMPRISED OF INTELLECTUAL PROPERTY OWNED BY NUIX LTD. AND ITS SUBSIDIARIES ("NUIX"), INCLUDING COPYRIGHTABLE SUBJECT MATTER THAT HAS BEEN NOTICED AS SUCH AND/OR REGISTERED WITH THE UNITED STATES COPYRIGHT OFFICE. ANY REPRODUCTION, DISTRIBUTION, TRANSMISSION, ADAPTATION, PUBLIC DISPLAY OR PUBLIC PERFORMANCE OF THE INTELLECTUAL PROPERTY (OTHER THAN FOR PREAPPROVED INTERNAL PURPOSES) REQUIRES PRIOR WRITTEN APPROVAL FROM NUIX.